

Wistar

//
//

)

(

(

)

)

.Wistar

(// //)

//

)

(

The Mechanism of Analgesia Induced by Swimming Stress and its Relation to Adrenal Cortex Hormones in Wistar Rats.

G. Dib

Department of Biology-Faculty of Sciences-Damascus University

Received / /

Accepted / /

ABSTRACT

In a previous study, we showed that analgesia induced by swimming stress (i.e. swimming in cold water, °C, for minutes) is related to opium and non-opium-relevant mechanisms. The aim of our experiment is to study the mechanisms of analgesia (time for tail withdrawal test) stimulated by less stressful swimming (swimming in cold water, °C, for minutes) in order to achieve an additional experimental evidence concerning the effect of adrenal cortex hormones induced by stress on this mechanism, and to discover some aspects of the effect mechanism in Wistar rats.

Rats of control group showed, when being exposed to swimming stress, an analgesic feeling decreasing significantly and progressively until it disappears in the seventh day. However, control rats, which were exposed to morphine tolerance, showed no significant change in the threshold of pain feeling when exposed to related stress. On the other hand, no significant difference was reported in the progress of morphine tolerance stimulation (mg/kg/day) in both control and identical groups regarding the number of injections and the average effect of morphine.

In comparison with control rats, adrenalectomized rats, when exposed to swimming stress, show analgesic feeling. This was reflected on the progress of the response, which was measured by latent time reduction of tail withdrawal to start value after days of relevant stress. On the other hand, rats which had their adrenal glands removed and which were exposed to morphine tolerance stimulation, did not show significant change in the threshold of pain feeling when being exposed to swimming stress. In comparison with control rats, significant difference was reported in the progress of morphine tolerance stimulation among rats with removed adrenal glands. While a significant rise was reported in morphine doses and the average effect of morphine in adrenalectomized rats, a clear decrease in those doses and in the average effect of morphine was obtained among rats which had their adrenal glands removed and which are familiar with swimming stress.

However, adrenalectomized rats, and those which were injected with adrenal gland extract (the extract of mg tissue/kg/day) showed, when being exposed to swimming stress, similar response to that reported by control rats with respect to the progress of analgesic feeling or with respect to the progress of morphine tolerance stimulation, taking into account a relative significant decrease in the values of the latent time for tail withdrawal reported in both responses. These results show that analgesia induced by swimming stress occurs according to a response related to the decrease in the release of intrinsic opium. This decrease may be due to the blocking action of adrenal cortex hormones induced by stress on the release of the intrinsic opium, which may occur at glandular and nervous levels related to sedative organs.

Key Words: Swimming Stress – Analgesia - Morphine tolerance - Adrenal cortex hormones - Sedation

()

() () () () ()

() () () ()

() ()

() ()

Contextual stimule

() ()

() ()

()

() ()

() () ()

()

() Metyrapone

()

()

()

()

(

)

(

)

.Wistar

-

Wistar

(

)

"

:

()

		I	
		II	
		I	
		II	
		III	
		III	

()

(,)

(/)
(Glas-col) , c
(/ /) g

× ×

o

. / /

(HSE)

tail flick latency

o

x x (°)

(PHYWE)

° -

.student

.()

.(P= ,)

(P= ,)

()

()

(P= ,)

(P= ,)

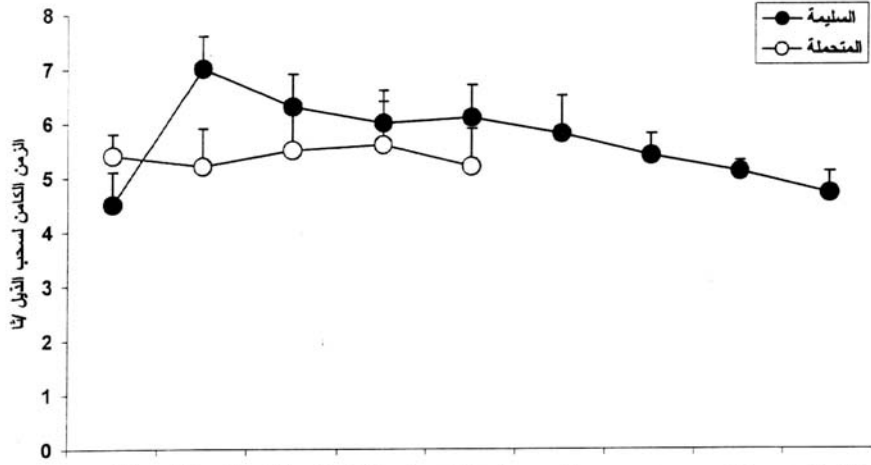
()

)

()

(

.()



(°)

()

/(
.(/ /)

()

()

()

.(, ,

p) ()

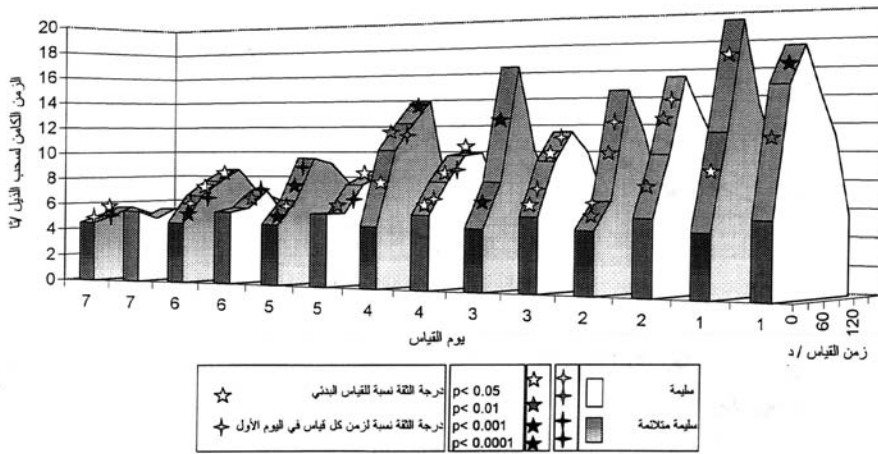
.(p=)

()

()

()

.()



/

(/ /)

()

)

.(°

()

()^{mu}
()
.() . ()

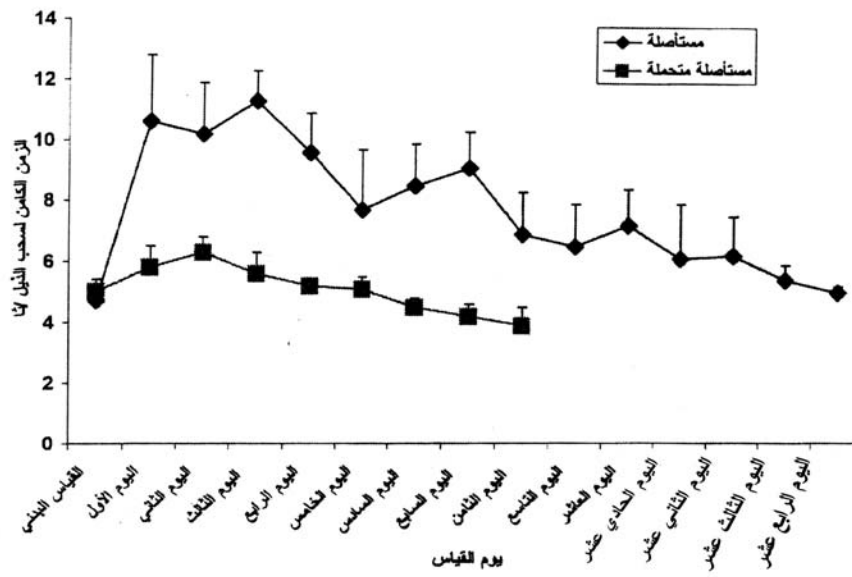
mu

.() mu delta kaba ()

()

(p= ,) ()
(p= ,) %
% %

() ()
() ()
() Chlorisondamine



() / ()
() / ()

(p= ,) (p= ,)
() (p= ,)

() p) ()
(,)

()

()

()

mu

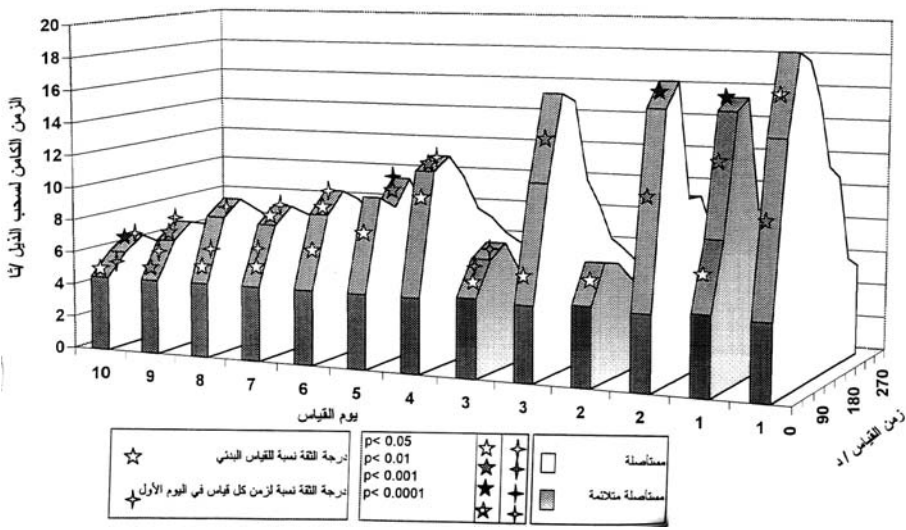
()

()

()

()

(p= ,) (p= ,)



(/ /)

()

(.)

mu

ACTH

.() ACTH

ACTH

() POMC

CRF ()

.()

POMC

CRF

()

.()

(p= ,)

(p= ,)

(p= ,)

()

(p= ,)

.()

.(p= ,)

()
(p= ,)

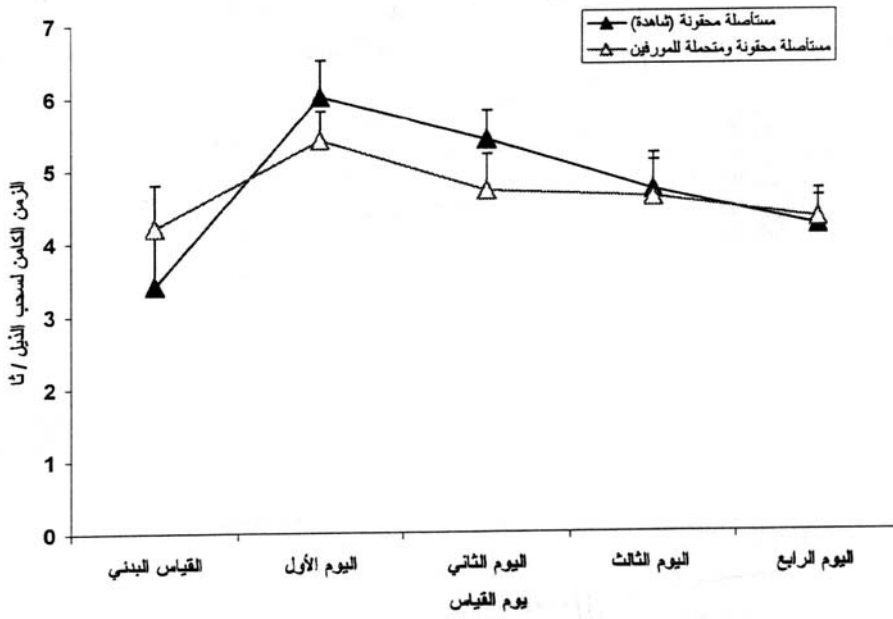
()

(p= ,)

()

()

Metyrapone



/

()

(/ /)

()

(p= ,)

. (, , p) ()

. ()

(p= ,)

. (p= ,)

(p= ,)

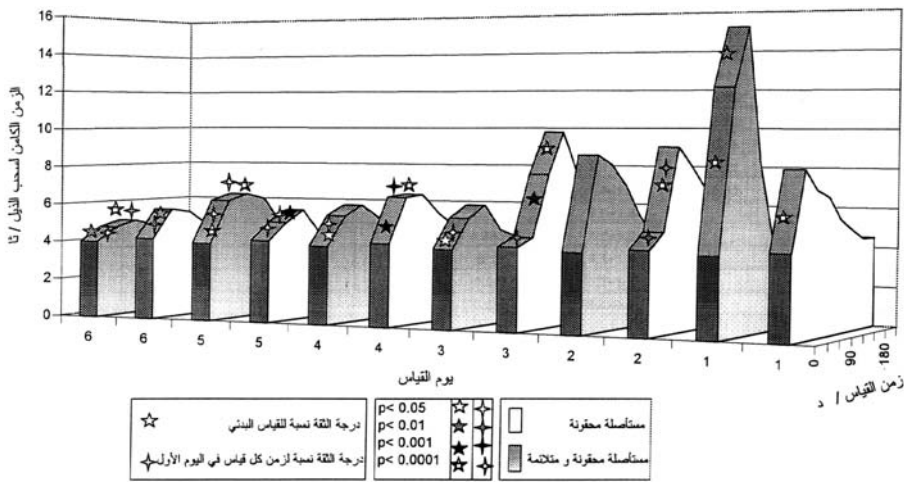
(p= ,)

()

()

(P= ,)

. ()



(/ /)

()

)

. (

o

() ()

.()

()

, ± ,	, ± ,	, ± ,	, ± ,	, ± ,	
,	,	,	,		P

/ ()

(/ ,)

, ± ,	, ± ,	, ± ,	, ± ,	, ± ,	, ± ,	/
,	,	,	,	,		P
± ,	± ,	, ± ,	, ± ,	, ± ,	, ± ,	/
,	,	,	,	,		P
,	,	,	,	,	,	-
,	,	,	,	,	,	-
,	,	,	,	,	,	- P

()

()

.mu

()

()

.()

- 1-Antoni F. A., Dayanthi G. (1990). Secretion of ACTH by perfused isolated rat anterior Pituitary Cells: Pulses of Secretagogue enhance the Secretary response and modify the effect atriopentin. *J Endocrinol*, 120(3): 360-373
- 2-Barons.A., Gintzler A. R. (1987). Effects of Hypophysectomy and dexamethasone treatment on plasma beta-endorphin and pain threshold during pregnancy.*Brain Res.*, 418 (1): 138-40.
- 3-Blusten J. E; Cicolone I., Bersh J. P. (1998). Evedance that adaptation to cold water swim induced analgesia is a learned response. *Physiology and Behavior*, 63, 1, pp 147-150.
- 4-Bodnar R. J (1990). Effects of opioid peptides on peripheral stimulation and stress-induced analgesia in animals. *Crit Rev Neurobiol*; 6 (1): 39-49.
- 5-Bodnar R.J,Sikorsky V. (1983). Naloxone and cold water swim analgesia parametric consideration individual differences . *Learn. Motiva.* 14:222-237.
- 6-Bodnar R. J., Glusman M., Brutusm., Spiaggia A., Kelly D. D. (1999). Analgesia induced by cold-water stress: attenuation following hypophysectomy. *Physiol Behav*; 23; (1):53-62.
- 7-Bogdanov A. I., Bagaeva T. R., Fefelova N. N., Flavetova A. A. (1990). Stress - induced analgesia. The role of corticosteroids. *Fiziol Zn Im I. M. sechenova*, 11 (3) 61-7.
- 8-CleM. A., Kalman B. A., Spncer R. L. (2000). Dexamethasone suppression of corticosteroid secretion: evaluation of the action by receptor measures and functional studies. *Psychoneuroendocrinology* (3): 101-117.
- 9-Dekeyser F. G., Leker R. R., Weidenfeld. (2000) Activation of the adrenocortical axis by surgical stress: involvement of central norepinephrine and interleukin -1. *Neuroimmunomodulation.*, 7 (2) : 112-118
- 10-Delseppia C., Luschi P., Ghiones., Crosio E., Choleris E., PapiF. (2000). Exposure to a hypogeo -magnetic field or to oscillating magnetic fields similarly reduce stress -induced analgesia in C57 male mice .*Lifesci.*, 66(14); 1299-306.
- 11-DiB j. (2001). The effects of cold and emotional stress on the threshold of -- analgesia on normal and the adrenalectomaized rats. *Journal of Damascus Universit.for the Basic Sci.*Vol.17,No.1,P11-20.
- 12-Fink G., Robinson I. C., Tannahill L. A. (1988). Effects of adrenalectomy and glucocorticoids on the peptides C. R. F-1, A.V.P., and oxytocin in rat hypophysial portal blood .*Physiol (Lond)*; 400:780.
- 13-Flor H., Grussers. M. (1999). Conditioned stress -induced analgesia in humans. *Europ .Sour. of pain*, 3, 317-324.
- 14-Fukunaga H.,Takahashi M., Kaneto H., Yoshikawa M;(1999). Effects of Tyr-M.I.F-on stress -Induced analgesia and blockade of development of morphine tolerance by stress in mice Japan.*J.pharmacol.* 79 (2); 271-230.

- 15-Fuchs P. N., Melzack R. (1990). Analgesia induced by morphine microinjection in the lateral hypothalamus of the rat. *E. X. P. Neural*, 134 (7); 277-81.
- 16-Gauthier C., E. L-Tayeb K., Lichley H. L. A. (1986). Glucoregulatory role of cortisol and epinephrine interaction studied in adrenalectomized dogs. *Am. J. Physiol*, 250, 4, P. P. E, 393-E, 401.
- 17-Giagnoni G., Santagostino A., Grassia A., Fumagalli P., Cori E. (1980). Role of adrenergic blocking agents and glucocorticoids on the regulation of pituitary opioid peptides levels. *Arch Int pharmacodyn ther*, 248(7):272-9.
- 18-Gravanis A., Makniannakis A., Stoumaras C., Margiovis A. N. (1994). Interaction between steroid hormones and endometrial opioids. *Any. Acad. Sci*. 734; 240-206.
- 19-Gurevich M., Kohn P. M., Davis C. (1994). Exercise-induced analgesia and the role of herman's (1) reactivity in pain sensitivity. *J. of sports sciences*, 12, 049-009.
- 20-Hashimoto M, Ohgami S, Yonemasu Y. (1991). The role of the paraventricular nucleus and pituitary gland in morphine analgesia. *Neurol Med Chir (Tokyo)*; 31 (10):629-34.
- 21-Herman J. P, Watson S. J, Spencer R. L. (1999 Sep), Defense of adrenocorticosteroid receptor expression in rat hippocampus: Effects of stress and strain. *Endocrinology*; 140 (9): 3981-91.
- 22-Iguchi Y, Ozaki M, Kishioka S, Tamura S, Yamamoto H (1980 Jun). The role of the pituitary in the development of electroacupuncture analgesia in rats. *Nippon Yakurigaku Zasshi*; 80 (6):403-6.
- 23-Jakoubek B. (1984). Analgesia induced by painful stimulation and anticipation of pain; different mechanisms are operating. *physiol Bohemoslor*; 33 (7):171-8.
- 24-Kelly D. D. (1982). The role of endorphins in stress induced analgesia. *Am Ny Acad sci* : 398:260-71.
- 25-Kelsey J. E, Hoerman W. A 4th, Kimball L. D 3rd, Radack L. S, Carter M. V. (1983 Sep). Arcuate nucleus lesions reduce non-opioid S.I.A in rats. *Brain Res*. 28; 382 (7):278-90.
- 26-Killian P, Holmes B. B, Takemori A. E, Portoghese P. S, Fujimoto J. M. (1990 Aug). Cold Water swim stress-and delta-1 opioid-induced analgesia are modulated by spinal gamma-aminobutyric acid A receptors. *J Pharmacol Exp Ther*; 254 (7):130-4.
- 27-La Buda C. J., Sora I., Uni G. R., Fuchs P. N. (1990). Stress-induced analgesia in mu-opioid receptor knockout mice reveals normal function of delta-opioid receptor system. *Brain Res. Vol 54 Issue 1-2 p1-0*.
- 28-Lewis J. W., Cannon J. T., Lebeskind J. C. (1980). Opioid and nonopioid stress analgesia assessment of tolerance and cross-tolerance with morphine. *J. Neurol*; 308-363.
- 29-Lim A. T, Oei T. P, Funder J. W. (1983 Jul). Prolonged foot-shock induced analgesia: glucocorticoids and non-pituitary opioids are involved. *Neuroendocrinology* ; 37(1):48-01.

- 30-Lutfy K, Sadowski B, Kwon I. S, Weber E. (1994). Morphine analgesia and tolerance in mice selectively bred for divergent swim stress-induced analgesia. *Eur J. Pharmacol*; 24; 260 (3):171-4.
- 31-Marek P., Panocka I., Hartmann G. (1992). Enhancement of stress-induced analgesia in adrenalectomized mice: its reversal by dexametazon. *pharmacol Biochem Behav*; 16(3): 43-9.
- 32-Marx Y. L. (1983). Synthesis of opioid peptides. *Science*, vol 230, p 90-97.
- 33-Maurel D, Sage D, Mekaouche M, Bosler O. (2000 Feb). Glucocorticoids up-regulate the expression of glial fibrillary acidic protein in the rat suprachiasmatic nucleus. *Glia*; 29 (3): 212-21.
- 34-Mogil J. S., Strenberg W. F., Balian H, Liebeskind J. C., Sadowski B. (1996). Opioid and nonopioid swim stress-induced analgesia: a parametric analysis in mice. *Physiol Behav*; 59 (1): 123-32.
- 35-Mousa S., Miller C. H Jr., Couri D. (1991). Corticosteroid modulation and stress-induced analgesia in rats. *Neuroendocrinology*, 22 (5): 317-9.
- 36-Myers D. H., Bell M. E. and McDonald T. J, Myers T. R. (1999). Lesion of the hypothalamic paraventricular nucleus alters expression of corticotropin releasing factor receptor in the pituitary of late gestation fetal sheep. *Endocrinology* 140: 4992-4999.
- 37-Nakao K., Takahashi M., Kaneto H, (1996). Implication of HTP-Sensitive K Channel in Various Stress-Induced analgesia (SIA) in mice. *J. Pharmacol*; 71(3); 269-272.
- 38-Panocka I., Sadowski B., Marek P. (1997). Adrenalectomy and dexametazone differentially affect postswim antinociception in mice selectively bred for high and low stress-induced analgesia. *Physiol Behav*. 40(5): 997-1001.
- 39-Pavlovic Z. W., Cooper M. L; Bodnar R. J. (1996). Enhancements in swim stress-induced hypothermia, but not following amygdala lesions in rats. *Physiol. Behav*. 59: 77-82.
- 40-Pavlovic Z. W., Bodnar R. J. (1993). Antinociceptive and hypothermic cross-tolerance between continuous and intermittent cold-water swims in rats. *Physiol. Behav*. 54: 1081-1084.
- 41-Ricordic. (1988). Delayed extra-adrenal epinephrine secretion after lateral adrenalectomy in rats. *Am. J. Physiol*, 255: E52-E57.
- 42-Rochford J, Henry J. L. (1988). Analgesia induced by continuous versus intermittent cold water swim in the rat: differential effects of intrathecal administration of phentolamine and methysergide. *Pharmacol Biochem Behav*: 31(1): 27-31.
- 43-Rochford J, Henry J. L. (1988). Lack of effect of adrenal denervation on analgesia elicited by continuous and intermittent cold water swim in the rat. *Brain Res*; 440(2): 44-6.
- 44-Rushen J; Boissy A., Terlouw E. M., Depassillye A. M, (1999). Opioid peptides and physiological responses of dairy cows to social isolation in unfamiliar surroundings. *J. Anim. Sci* 77(1); 291-294.
- 45-Ryan S. M, Maier S. F. (1988). The estrous cycle and estrogen modulate stress-induced analgesia. *Behav Neurosci*; 102(3): 271-80.

- ε⁶-Sakurada S; Onodera K; Katsuyama S; Yonezawa A; Arai K; Hayashi T; Furuta S; Sato T; Kisara K.(1999). Effects of forced Walking stress on formalin-induced paw licking in mice. *Methods Find Exp Clin pharmacol*; Vol 21 Issue 4P 47-50.
- ε⁷- Shankar N;Awasthy N; Mago H; Tandon O.P.(1999). Analgesic effect of environmental noise: a possible stress response in rats. *Ind.J.physiol pharmacol*; 4(3):337-40.
- ε⁸- Sergeev P.V. Shimanovsky N.L.(1987). Opiate receptors, in book. *Receptor of physiological Activ substances,(meditsina)* PP-208-212.
- ε⁹-Siegfried B., Netto C.A., Izquierdo I. (1987). Exposure to novelty induced naltrexone-reversible analgesia in rats. *Behave. Neurosci.* 10, PP 436-438.
- ο¹-Sprague J. E., suckow M. A; Fitzgerald A. L., Grigdes by C. F., Uetrecht R. L., Maickel R. P. (1993). Pharmacological studies of centrifugation – induced analgesia. *Pharmacol Biochem Behav*; 46(4): 911-915.
- ο¹-Suaudeau C. Costentin J. (2000). Long lasting increase in nociceptive threshold induced in mice by forced swimming: involvement of an endorphinergic mechanism. *Stress*; 3(3):211-2.
- ο²-Sumova A; Jakoubek B. (1989). Analgesia and impact induced by anticipation stress: involvement of the endogenous opioid peptide system. *Brain Res.* 4: 503(2): 273-80.
- ο³-Sutton L. C., Fleshner M., Mazzeo R., Maier S. f., Watkins L. R. (1994). Apremissive role of corticosterone in an opioid form of stress-induced analgesia: blockade of opiate analgesia is not due to stress-induced hormone release.*Brain Res*:7, 663(1): 19-29.
- ο⁴-Strenberg W. F. Liebeskind J. C. (1990). The analgesic response to stress;genetic and gender considerations. *Eur J.Anaes thesiol suppl*; 10:14-7.
- ο⁵-Strenberg W. F. (1999). Sex differences in the effects of prenatal stress on stress-induced analgesia. *Physiol. Behav.* 68,63-72.
- ο⁶-Takahashi M. (1991). stress-induced analgesia. *Yakubutsu seishin Kodo*; 11(5);279-90.
- ο⁷-Terman G.W., Morgan M.J.,Libeskind J.C.(1986),opioid and non opioid stress-induced analgesia from cold water swim: Importance of stress severity. *Brain Res.* 377,pp.167-171.
- ο⁸-Terman G. W. Lewis J. W., Liebeskind J. C. (1986).Two opioid forms of stress analgesia: studies of tolerance and cross-tolerance. *Brain res*; 14; 368(1)101-6.
- ο⁹-Tierney. G. Carmody J., Jamieson D. (1991). Stress analgesia: The opioid analgesia of long swims suppresses the non-opioid analgesia induced by short swims in mice. *Pain*; 46(1):89-90.
- η¹-Thorn B. E., Bailey R. L., Butler. R. W. (1980). Adrenalectomy attenuates stimulation-produced analgesia; *Neuropharmacology* ; 24(7):600-7.
- η¹-Uht. R. M., Mckelvy J. F., Harrison R. W., Bohn. M. C. (1988). Demonstration of glucocorticoid receptor-like immunoreactivity in

glucocorticoid-sensitive vasopressin and corticotropin-releasing factor neurons in the hypothalamic paraventricular nucleus .J Neurosci; 19 (4): 400-11, 448-9.

- 72-Valverde O., Leclent C., Beslot F., Parmentier M., Rogues B. P. (2000). Reduction of stress-induced analgesia but not exogenous opioid effects in mice lacking C. B, receptors. Eur. J. Neurosci, vol 12 Issue 2 P. 533-539.
- 73-Vaccarino A. L., Olson G. A., Olson R. D., Kastin A. (1999). Endogenous opiates. Peptides., Vol 20, Issue 12, P 1027-1074.
- 74-Vaccarino A.L., Nores W.L., Soignier R.D; Olson R.D.(1997).the role of corticosterone in the blockage of tolerance to morphine analgesia by formalin-induced pain in the rat.Neurosci. 222(3)PP-139-142.
- 75-Vidal C., Girault J. M; Jacob J. (1982). The effect of pituitary removal on pain regulation in the rat.Brain Res; 233(1): 53-64.
- 76-Werka T. (1997). The effects of the medial and cortical amygdala lesions on post-stress analgesia in rats, Behav Brain Res; 86(1): 59-60.
- 77-Wiedenmayer C. P., Barr G. A. (2000). mu opioid receptors in the ventrolateral periaqueductal gray mediate stress-induced analgesia but not Immobility in rat pups.Behav.Neurosci ,Vol 114, Issue LP 120-136.
- 78-Zhang C. C. (1989). The endogenous opiate and non opiate analgesic system,Chen Tzu Yen Chiu; 14(3): 306-14.

()

/

()

	/	P	/	P	/	/	P	/	/
	, + ,		, + ,			, + ,			
	+ ,		, + ,			+ ,			
	, + ,		, + ,			, + ,			
	+ ,		, +			, + ,			
	, + ,		, + ,			, + ,			
	, + ,		, +						
	, + ,		, + ,						
	, + ,		, + ,						
	, + ,		, + ,						
			, + ,						
			, + ,						
			, + ,						
			, + ,						
			, + ,						
			+ ,						

opinion

/

(°)

()

.(/ /)

P /	P /	P	/	P /	P /	P	/	
,	,	,	, ± ,	,	,	, ± ,	,	, ± ,
,	,	,	, ± ,	,	,	, ± ,	,	, ± ,
,	,	,	, ± ,	,	,	, ± ,	,	, ± ,
,	,	,	, ± ,	,	,	, ± ,	,	, ± ,
,	,	,	, ± ,	,	,	, ± ,	,	, ± ,
					,	, ± ,		
					,	, ± ,		
					,	, ± ,		
					,	, ± ,		

()
